

Care Portfolio Managers

Company Profile
February' 2025

Visit Our Website
www.carepms.com



ABOUT US

We, Care Portfolio Managers Pvt. Ltd. (Care PMS), is a SEBI registered portfolio manager from 2011.

We are a team of Chartered Accountants with a common dream of becoming the source of creating wealth for our clients. We are managing an asset of over ₹ 1000 crores spread over 750+ clients. Our clientele is spread across the globe and includes Individuals, Corporates and NRIs.

Our investment team has a rich experience of 15 years individually in capital market with specialisation in equity asset class. Our investment strategies are built based on client's risk profile and investment horizon. Our strategies are suitable for investors with a time horizon for 5 years for their investment

Our team is easily approachable for any discussion with respect to investment. Our dedicated client portal & app facilitates smooth exchange of updates related to investments.

Our focus is on creating wealth for our clients by investing in fundamentally strong companies.

CORE BELIEF

- "How many millionaires do you know who have become wealthy by investing in savings accounts? I rest my case." – **Robert G. Allen**
- "The stock market is filled with individuals who know the price of everything, but the value of nothing." – **Phillip Fisher**
- "If a business does well, the stock eventually follows" – **Warren Buffet**



CLIENTELE ACROSS THE GLOBE




OUR BRAND

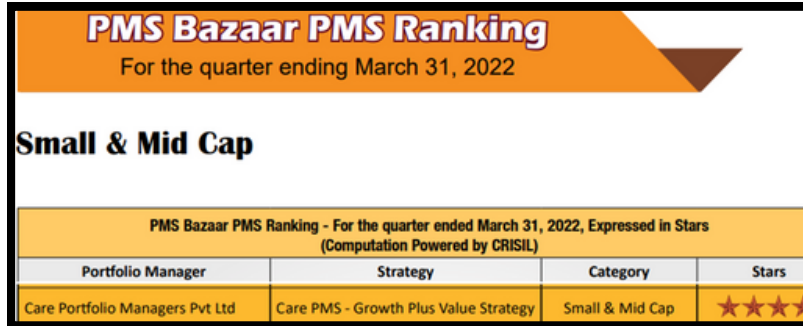
The Globe, in the shape of the alphabet 'C' represents the world of Care and our aspiration to become a global player, following world-class standards.

The plus sign (+) within the globe comes together to form the symbol of 'infinity' ∞ , which indicates that in the world of Care, hard-earned capital of our clients is well protected and has infinite potential to grow.

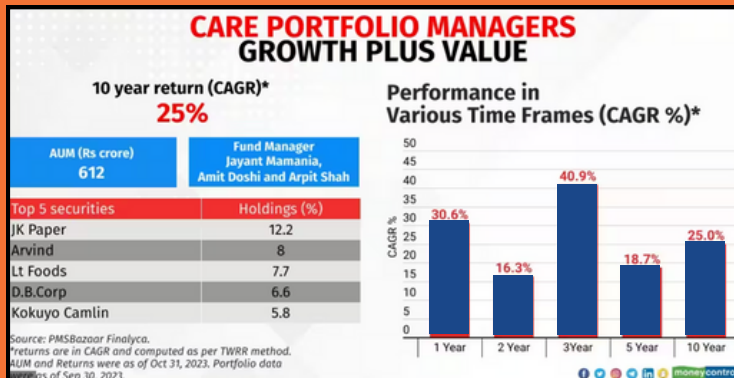
The space within the globe represents transparency in client dealings, our broad mindedness and receptivity to the dynamic changes in the world of business and our proficiency in dealing with them.



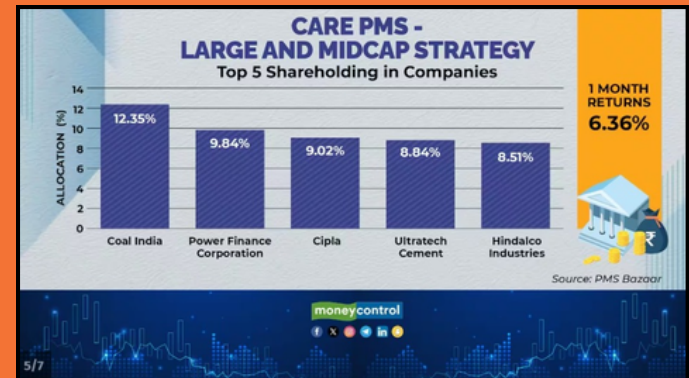
MEDIA & RECOGNITION



Nov 21, 2023



Oct 17, 2023



THREE PILLARS THAT FORM OUR ETHOS

Our Focus, Our Core, Our Expertise and Our belief

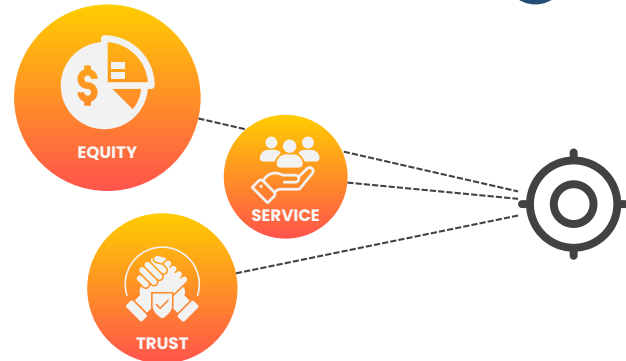
Equity = Partnering – Partnering with good companies excites us and we believe our clients will also be delighted by partnering with good businesses/ concepts. Equity can help you reach financial goals even when you start small. It beats inflation and can compound money at a higher rate leading to wealth creation.

Most valuable asset, critical for investment management

Trust grows over time and meets expectations. Single defining factor, without trust no relationship in the world is sustained. Not withstanding the importance of performance, when clients invest hard-earned money into equities, it is “Trust” that gives peace of mind.

Only medium to communicate our dedication and inculcate trust

The other two pillars be expressed only through our services. Service standards and Performance culminate into Trust



MEET OUR INVESTMENT TEAM



Jayant Mamania
Director

He is a key personnel of the investment team. His stock-picking ability makes Care PMS a distinct portfolio manager. He heads the investment team and has over 20 years of experience in equity investing. He is a CA by qualification.



Arpit Shah
Director

He is the founder and director of the company and a CA by qualification. He has over 15 years of secondary capital market experience. His role includes research and portfolio management.



Amit Doshi
Director

He is CA by qualification, and after working with Big 4 (PwC), joined the core team in 2011 to take the company to its well-deserved position. His role includes research and portfolio management activities.



Kush Gangar
Director

He is with Care PMS since 2013. He focuses on conducting detailed financial analysis thereby assisting the investment directors in concluding companies. He is CA by qualification.

INVESTMENT APPROACH



INVESTMENT CRITERION

Acquire scalable businesses with professional management, strong financials and available at compelling valuations



Growth Potential

Historical Volume growth, Revenue growth expectation, Margin expansion, Expense decrease (as a % of revenue), PAT growth expectation



Management Capabilities

Track record of management commentary and achieving guidance, corporate governance, rational and trustworthy management, execution experience, deep domain understanding



Strong Financials

Zero debt or high-interest coverage, contracting working capital cycle, Improving turnover ratios, historical ROE trend, dividend pay-out ratio.



Available at compelling valuation

Comparing valuation metrics (such as P/E, PEG, EV/EBITDA, P/B, DCF, and Replacement cost) with other players in the same segment and benchmark indices. What premium are we paying over the intrinsic value of the company?

PMS PROCESS

A circular icon for step 1, featuring a white center with the number "1" in orange, surrounded by a gradient ring from yellow to orange to red. A small dark blue circle is positioned above it.

1

Stock Selection

Stock selection is done after analysis of financials and due diligence as per Care PMS investment criterion. Generally, we invest only in dominant player in a segment

A circular icon for step 2, featuring a white center with the number "2" in orange, surrounded by a gradient ring from yellow to orange to red.

2

Portfolio construction

Portfolio construction is done to comply with controls such as individual stock exposure and sector exposure limits are observed. Diversify between growth ideas, turnarounds, and value buys

A circular icon for step 3, featuring a white center with the number "3" in orange, surrounded by a gradient ring from yellow to orange to red.

3

Portfolio review

Portfolio review includes a quantitative review of portfolio holding, supervision, and monitoring to align the portfolio with investment team directives

A circular icon for step 4, featuring a white center with the number "4" in orange, surrounded by a gradient ring from yellow to orange to red.

4

Exit & Replace

Exit is warranted when the stock price appreciates to its fair value or reaches our target or when there is a change in business fundamentals. Replacement is warranted on the Exit of an existing portfolio company or the availability of an alternate investment with superior fundamentals and valuations

RISK MITIGATION

Disproportionate Risk-reward

A detailed analysis of probable downside corresponding to probable upside is done before adding it to the portfolio

Diversification

While individual client portfolios that we manage are fairly concentrated. We do diversify portfolio companies into growth, turnaround, and value buys



Restriction on Single Sector/company

Investment into the sector and each company is capped in order to reduce concentration risk

Continuous Monitoring

Real-time monitoring of any news or developments in portfolio companies. Quantitative review of individual portfolios as a part of portfolio rebalancing exercise.

WHY CARE PMS

- Focused on one asset class - Equities
- Single line of business - Portfolio Management Service only
- Selection of companies based on fundamental merits
- Individual portfolios managed with restrictions
- Multiple Investment strategies based on client's risk profile
- Dedicated team with easy approachability

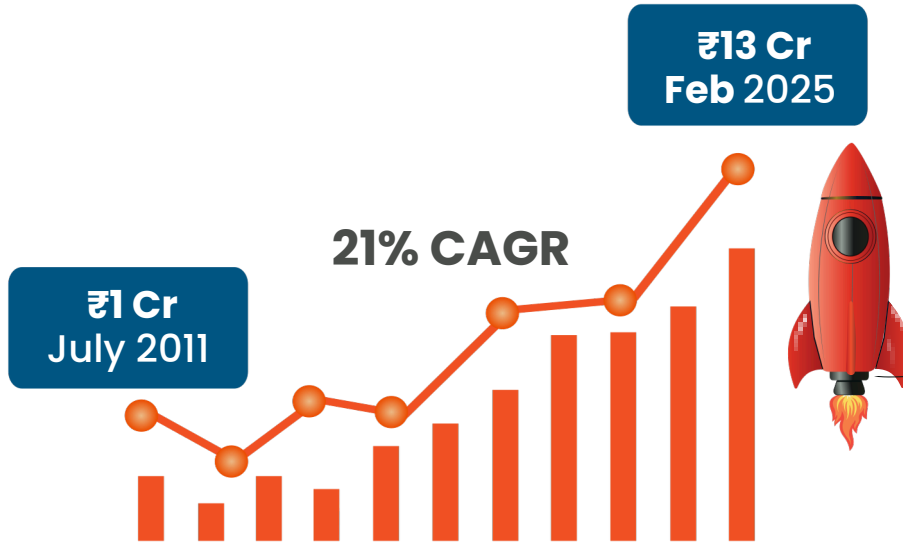


INVESTMENT APPROACHES

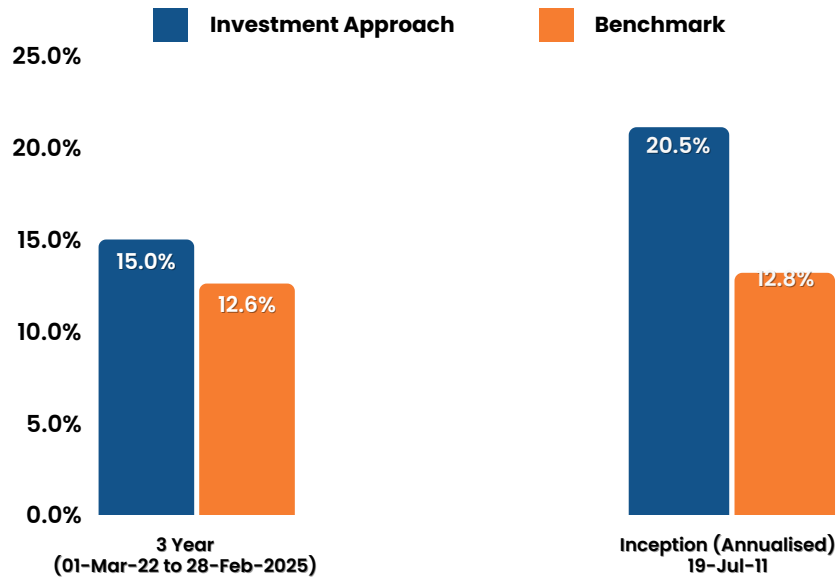
Particulars	Care PMS Growth Plus Value	Care PMS Large & Midcap
Launch Date	19-Jul-2011	03-Jul-2020
Investment Basket	Marketcap Agnostic	Top 250 companies by Marketcap
Time Horizon	5-7 years	3-5 years
Portfolio Volatility	High	Moderate
Expected Returns	Higher	Average
Portfolio Construction	Individual	Model
Benchmark	BSE 500 TRI	BSE 500 TRI

13 YEARS LEGACY IN WEALTH CREATION

Care PMS Growth Plus Value



PERFORMANCE – GROWTH PLUS VALUE

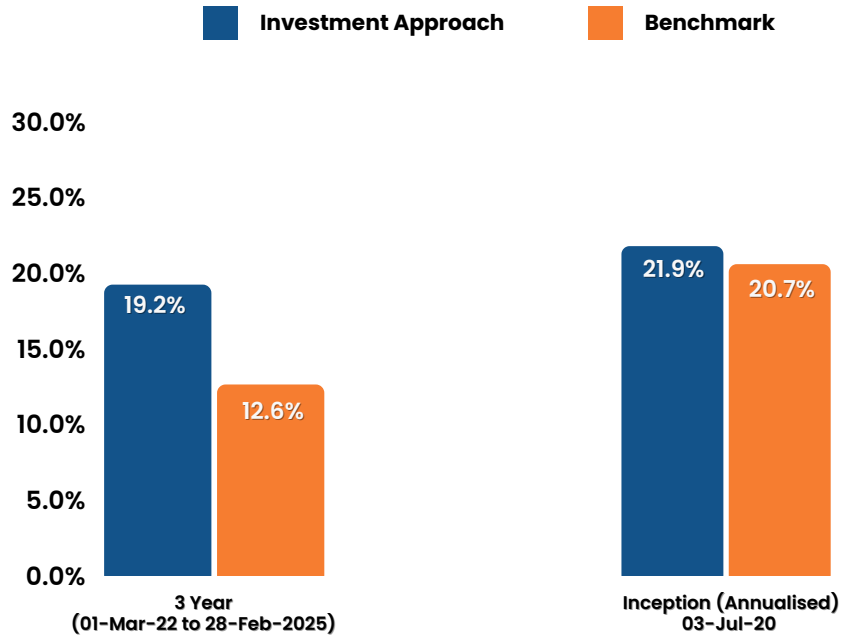


1. Returns are based on TWRR method & are not verified by SEBI

2. Benchmark is BSE 500 TRI

As on February 28th, 2025

PERFORMANCE – LARGE & MIDCAP



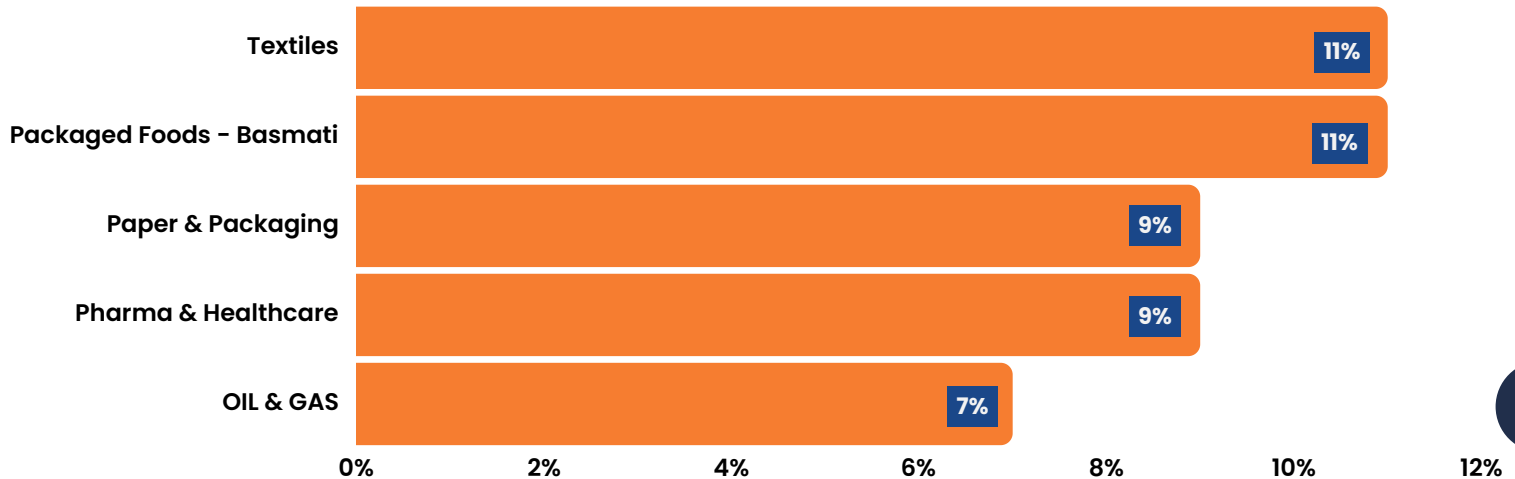
1. Returns are based on TWRR method & are not verified by SEBI

2. Benchmark is BSE 500 TRI

As on February 28th, 2025

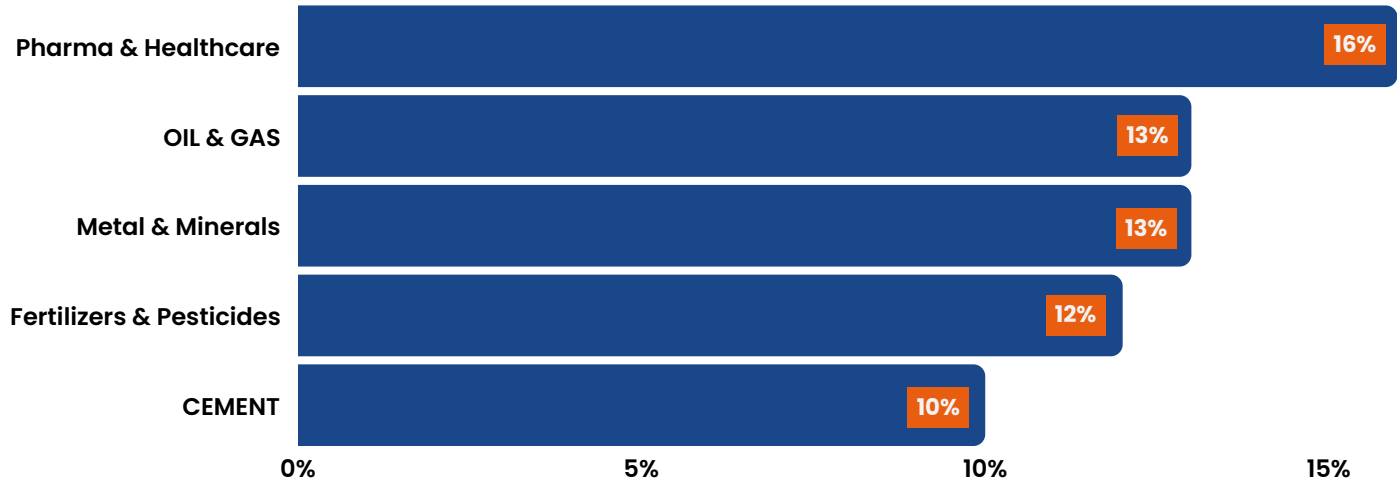
SECTOR EXPOSURE

Top 5 Sectors- Growth Plus Value

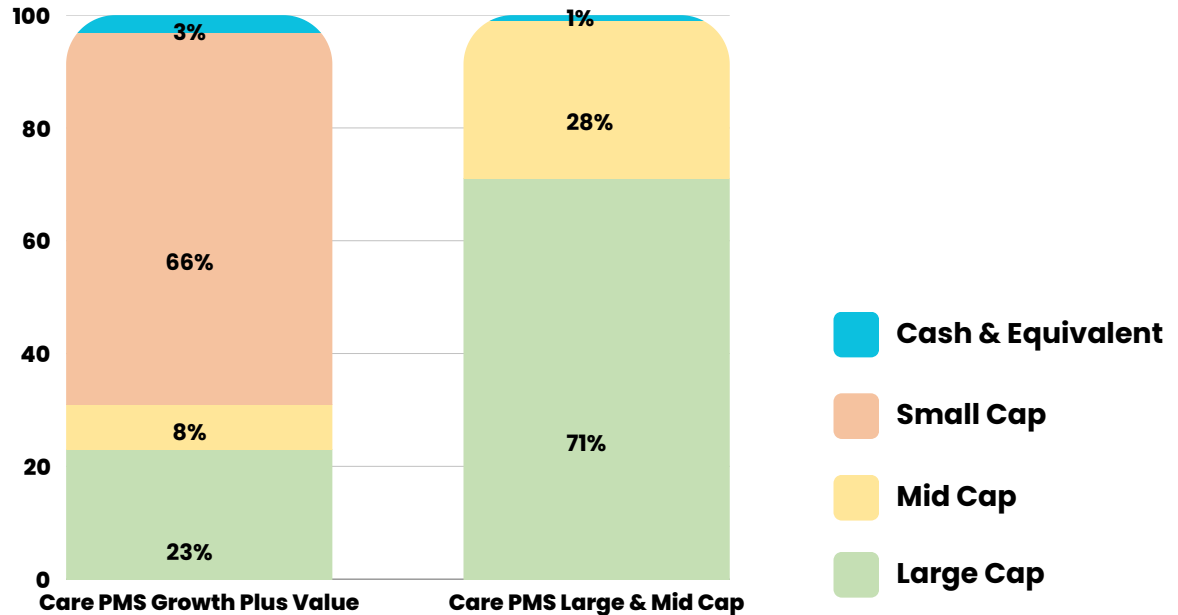


SECTOR EXPOSURE

Top 5 Sectors- Care PMS Large & MidCap



PORTFOLIO ALLOCATION AS PER MARKETCAP



*Marketcap is considered as published by AMFI for Mutual Funds as of 31-December-2024

FEES & EXPENSES

PARTICULARS			
Care PMS Growth Plus Value	Fixed	Hybrid	Variable*
Fixed Fees (P.A)	2.5%	1.0%	1.0%
Performance Fees	N.A	10.0%	15.0%
Care PMS Large & Midcap			
Fixed Fees (P.A)	2.0%	1.0%	N.A
Performance Fees	N.A	5.0%	N.A
*Variable - Fixed fees will be reduced from Performance fees			

THANK YOU

Write to us at

connect@carepms.com

Contact us at :

+91 90293 53700

+91 22 2899 3700

Care Portfolio Managers Private Limited | SEBI Regn. No. INP 000004128
201, Silver Heights, TPS III, 51st Road, Borivali (west), Mumbai-92, India.

[Get Directions | www.carepms.com](https://www.carepms.com)

DISCLAIMER

The purpose of the presentation is to provide essential information about our (Care Portfolio Managers Pvt Ltd or 'Care PMS') portfolio management services in a manner that enables investors to appoint a Portfolio Manager. The presentation is for informational purposes only and should not be regarded as an offer to sell or a solicitation of an offer to buy the securities or other investments mentioned in it.

Investments in securities/equity-related instruments are subject to market risk. These risks could be security-specific or market-specific and arising from company, industry, political, economic (both domestic and global) factors, etc. Our past performance does not indicate the future performance of any current or future strategy or portfolio holding and actual returns of the portfolio may differ significantly from that depicted herein due to various factors including but not limited to transaction costs, the timing of entry/exit, the timing of additional flows/redemptions, individual client mandates, specific portfolio construction characteristics, etc.

Care PMS or any of its director/s or principal officer/employees do not assure/give a guarantee for any return on the investment in strategies/securities under Discretionary and Non-discretionary portfolio management services. The portfolio value of an investment in the portfolio can go up/down depending on factors and forces affecting securities markets. Care PMS or its associates are not liable or responsible for any loss arising from such factors and forces. The information about the Portfolio Manager required by an investor before investing is disclosed in the Disclosure Document. The investor should carefully read all disclosure documents before investing and shall not make Care PMS or its associates/employees liable for any risks/losses pertaining our portfolio management services.

NOTES





Website



<https://carepms.com/>