

## INVESTMENT OBJECTIVE

Invest in Indian listed companies via fundamental research backed ideas to compound capital over the long-term. The Strategy involves a greater allocation towards small-cap companies exhibiting substantial business growth rates available at reasonable valuation

## KEY FEATURES OF THE PORTFOLIO

- Sector-agnostic, Bottom-up, Stock-specific portfolio.
- Holding period >15-18 quarters
- Blend of Growth and Value Investing
- Focussed on multi-baggers
- 70% exposure to small-cap
- Max single stock weight 12%
- Max single sector weight 20%

## KNOW YOUR INVESTMENT APPROACH

LAUNCH DATE	19-JULY-2011		
TIME HORIZON	5-7 YEARS		
VOLATILITY	HIGHER		
PORTFOLIO CONSTRUCTION	INDIVIDUAL		
REPORTING	MONTHLY		
SIP AVAILABLE	YES		
BENCHMARK	BSE 500 TRI		
FUND MANAGERS	JAYANT MAMANIA, ARPIT SHAH & AMIT DOSHI		
FEES	FIXED	HYBRID	VARIABLE*
	2.5 %	1 %	1 %
	NIL	10 %	15 %
*Fixed fees will be reduced from performance fees			

## FINANCIAL RATIO

P/E RATIO	P/B RATIO
24.40	3.00

## WRITE TO US

connect@carepms.com

## FOLLOW US –



## CAREPMS BROCHURE



## SEBI REGISTRATION NUMBER

INP000004128

## DISCLAIMERS

- \*Investment into equities are subject to market risk. Please read the disclosure document carefully before investing.
- \*Returns are not verified by SEBI

## PERFORMANCE

Period	1 Month	3 Months	6 Months	1 Year
Care PMS Growth Plus Value	-10.8%	-17.8%	-23.3%	-1.6%
BSE 500 TRI	-7.7%	-12.2%	-16.1%	0.02%

Longer Period				
Period	3 Years	5 Years	10 years	Inception
Care PMS Growth Plus Value	15.0%	29.8%	13.8%	20.5%
BSE 500 TRI	12.6%	17.9%	12.0%	12.8%

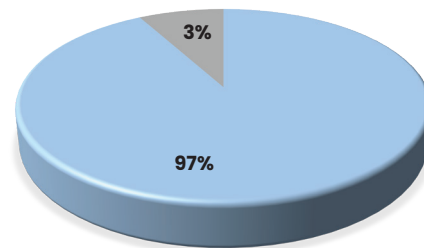
As on February 28th, 2025

## INVESTMENT CRITERIA



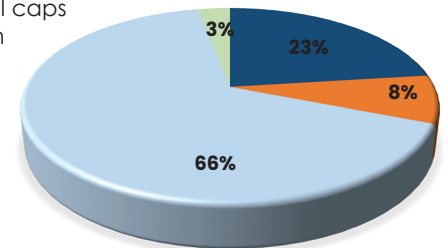
## ASSET ALLOCATION

- Equities
- Cash

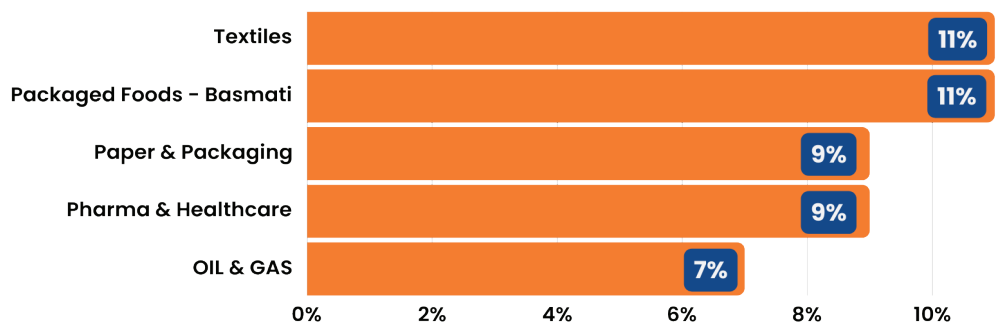


## MARKET CAP

- Large Caps
- Mid caps
- Small caps
- Cash



## TOP 5 SECTORS



## TOP 5 COMPANIES

