

## INVESTMENT OBJECTIVE

Invest in Indian listed companies via fundamental research backed ideas to compound capital over the long-term. The Strategy involves a greater allocation towards small-cap companies exhibiting substantial business growth rates available at reasonable valuation

## KEY FEATURES OF THE PORTFOLIO

- Sector-agnostic, Bottom-up, Stock-specific portfolio.
- Holding period >15-18 quarters
- Blend of Growth and Value Investing
- Focussed on multi-baggers
- 70% exposure to small-cap
- Max single stock weight 12%
- Max single sector weight 20%

## KNOW YOUR INVESTMENT APPROACH

LAUNCH DATE	19-JULY-2011		
TIME HORIZON	5-7 YEARS		
VOLATILITY	HIGHER		
PORTFOLIO CONSTRUCTION	INDIVIDUAL		
REPORTING	MONTHLY		
SIP AVAILABLE	YES		
BENCHMARK	BSE 500 TRI		
FUND MANAGERS	JAYANT MAMANIA, ARPIT SHAH & AMIT DOSHI		
FEES	FIXED	HYBRID	VARIABLE*
	2.5 %	1 %	1 %
	NIL	10 %	15 %
	*Fixed fees will be reduced from performance fees		

## FINANCIAL RATIO

P/E RATIO	P/B RATIO
25.00	3.60

## WRITE TO US

connect@carepms.com

## FOLLOW US –



## CAREPMS BROCHURE



## SEBI REGISTRATION NUMBER

INP000004128

## DISCLAIMERS

- \*Investment into equities are subject to market risk. Please read the disclosure document carefully before investing.
- \*Returns are not verified by SEBI

## PERFORMANCE

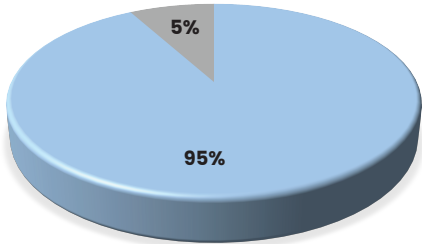
Period	1 Month	3 Months	6 Months	1 Year
Care PMS Growth Plus Value	-3.8%	-6.7%	12.7%	25.7
BSE 500 TRI	0.1%	-4.4%	7.9%	27.0%
Longer Period				
Period	3 Years	5 Years	10 years	Inception
Care PMS Growth Plus Value	23.8%	33.5%	16.8%	22.7%
BSE 500 TRI	16.8%	19.6%	14.0%	14.1%
As on November 30, 2024				

## INVESTMENT CRITERIA



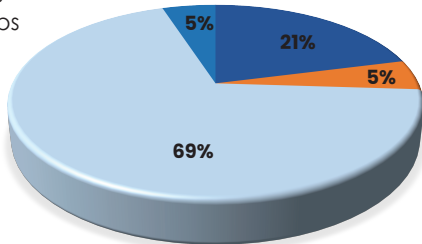
## ASSET ALLOCATION

- Equities
- Cash

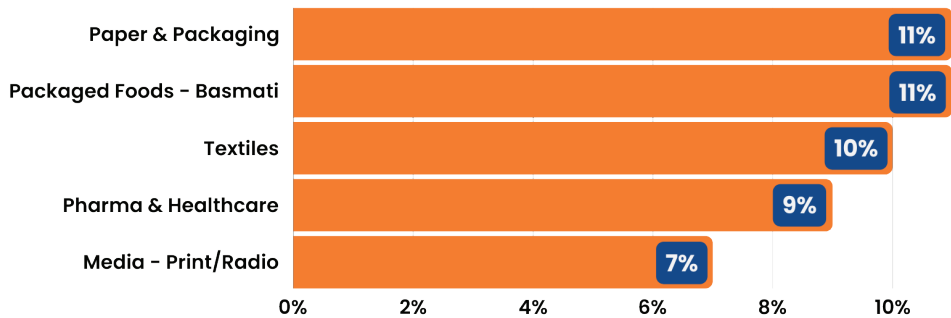


## MARKET CAP

- Large Caps
- Mid caps
- Small caps
- Cash



## TOP 5 SECTORS



## TOP 5 COMPANIES

