

## INVESTMENT OBJECTIVE

Invest in Indian listed companies via fundamental research backed ideas to compound capital over the long-term. The Strategy involves a greater allocation towards small-cap companies exhibiting substantial business growth rates available at reasonable valuation

## KEY FEATURES OF THE PORTFOLIO

- Sector-agnostic, Bottom-up, Stock-specific portfolio.
- Holding period >15-18 quarters
- Blend of Growth and Value Investing
- Focussed on multi-baggers
- 70% exposure to small-cap
- Max single stock weight 12%
- Max single sector weight 20%

## KNOW YOUR INVESTMENT APPROACH

LAUNCH DATE	19-JULY-2011		
TIME HORIZON	5-7 YEARS		
VOLATILITY	HIGHER		
PORTFOLIO CONSTRUCTION	INDIVIDUAL		
REPORTING	MONTHLY		
SIP AVAILABLE	YES		
BENCHMARK	BSE 500 TRI		
FUND MANAGERS	JAYANT MAMANIA, ARPIT SHAH & AMIT DOSHI		
FEES	FIXED	HYBRID	VARIABLE*
	2.5 %	1 %	1 %
	NIL	10 %	15 %
*Fixed fees will be reduced from performance fees			

## FINANCIAL RATIO

P/E RATIO	P/B RATIO
23.30	3.80

## WRITE TO US

info@carepms.com

## FOLLOW US –



## CAREPMS BROCHURE



## SEBI REGISTRATION NUMBER

INP000004128

## DISCLAIMERS

- \*Investment into equities are subject to market risk. Please read the disclosure document carefully before investing.
- \*Returns are not verified by SEBI

## PERFORMANCE

Period	1 Month	3 Months	6 Months	1 Year
Care PMS Growth Plus Value	1.0%	20.8%	28.5%	50.2%
BSE 500 TRI	1.0%	12.9%	18.7%	41.1%
Longer Period				
Period	3 Years	5 Years	10 years	Inception
Care PMS Growth Plus Value	24.8%	37.0%	18.9%	23.8%
BSE 500 TRI	18.9%	22.9%	15.5%	14.8%

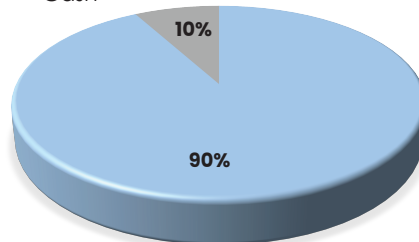
As on August 31, 2024

## INVESTMENT CRITERIA



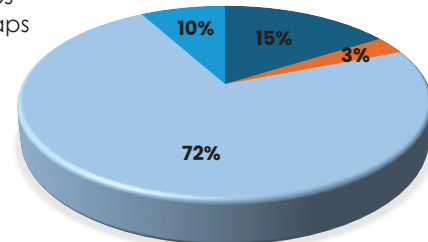
## ASSET ALLOCATION

- Equities
- Cash

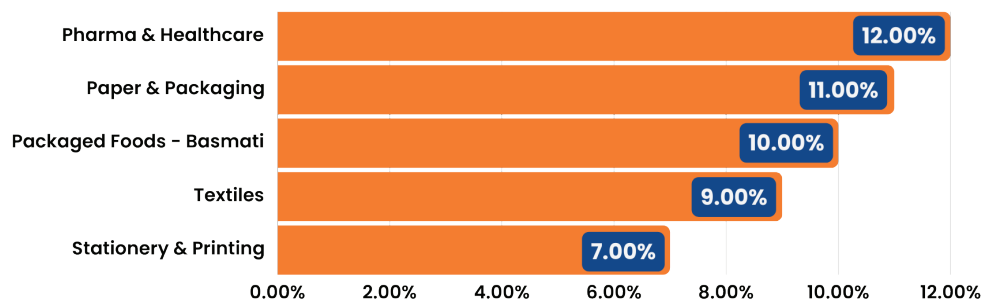


## MARKET CAP

- Large Caps
- Mid caps
- Small caps
- Cash



## TOP 5 SECTORS



## TOP 5 COMPANIES

