

INVESTMENT OBJECTIVE

Invest in Indian listed companies via fundamental research backed ideas to compound capital over the long-term. The Strategy involves a greater allocation towards small-cap companies exhibiting substantial business growth rates available at reasonable valuation

KEY FEATURES OF THE PORTFOLIO

- Managed by experienced team of CAs
- Sector-agnostic, Bottom-up, Stock-specific portfolio.
- Holding period >15-18 quarters
- Blend of Growth and Value Investing
- No leverage
- Fully invested at all times
- 70% exposure to small-cap
- 18-20 stocks
- Max single stock weight 12%
- Max single sector weight 20%

KNOW YOUR INVESTMENT APPROACH

LAUNCH DATE	19-JULY-2011		
TIME HORIZON	5-7 YEARS		
VOLATILITY	HIGHER		
PORTFOLIO CONSTRUCTION	INDIVIDUAL		
REPORTING	MONTHLY		
SIP AVAILABLE	YES		
BENCHMARK	BSE 500 TRI		
FUND MANAGERS	JAYANT MAMANIA, ARPIT SHAH & AMIT DOSHI		
FEES	FIXED	HYBRID	VARIABLE*
	2.5 %	1 %	1 %
	NIL	10 %	15 %
*Fixed fees will be reduced from performance fees			

FINANCIAL RATIO

P/E RATIO	P/B RATIO
21.5	3.2

WRITE TO US

info@carepms.com

FOLLOW US –



CAREPMS BROCHURE



SEBI REGISTRATION NUMBER

INP000004128

DISCLAIMERS

- *Investment into equities are subject to market risk. Please read the disclosure document carefully before investing.
- *Returns are not verified by SEBI

PERFORMANCE

Period	1 Month	3 Months	6 Months	1 Year
Care PMS Growth Plus Value	13.0%	27.0%	21.3%	65.8%
BSE 500 TRI	7.1%	11.7%	16.7%	38.3%

Longer Period				
Period	3 Years	5 Years	10 years	Inception
Care PMS Growth Plus Value	26.7%	30.2%	20.2%	23.5%
BSE 500 TRI	19.9%	20.0%	15.3%	14.5%

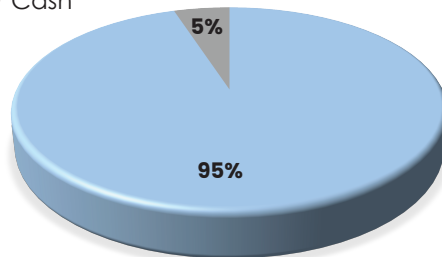
As on June 30th, 2024

INVESTMENT CRITERIA



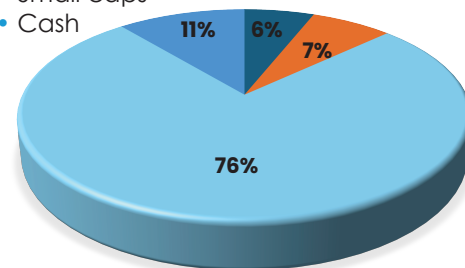
ASSET ALLOCATION

- Equities
- Cash

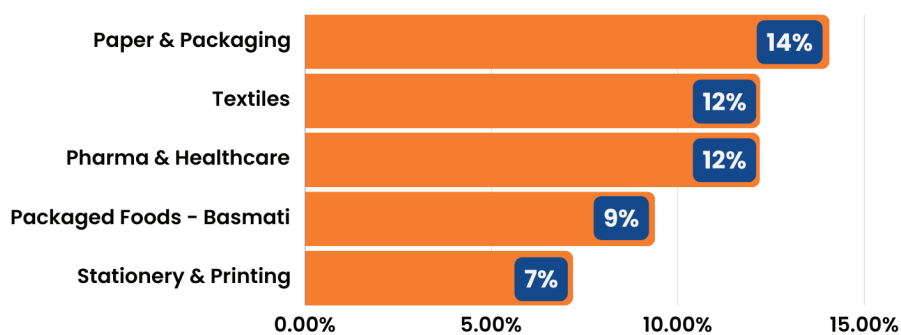


MARKET CAP

- Large Caps
- Mid caps
- Small caps
- Cash



TOP 5 SECTORS



TOP 5 COMPANIES

