

## INVESTMENT OBJECTIVE

Invest in Indian listed companies via fundamental research backed ideas to compound capital over the long-term. The Strategy involves a greater allocation towards small-cap companies exhibiting substantial business growth rates available at reasonable valuation

## KEY FEATURES OF THE PORTFOLIO

- Managed by experienced team of CAs
- Sector-agnostic, Bottom-up, Stock-specific portfolio.
- Holding period >15-18 quarters
- Blend of Growth and Value Investing
- No leverage
- Fully invested at all times
- 70% exposure to small-cap
- 18-20 stocks
- Max single stock weight 12%
- Max single sector weight 20%

## KNOW YOUR INVESTMENT APPROACH

LAUNCH DATE	19-JULY-2011		
TIME HORIZON	5-7 YEARS		
VOLATILITY	HIGHER		
PORTFOLIO CONSTRUCTION	INDIVIDUAL		
REPORTING	MONTHLY		
SIP AVAILABLE	YES		
BENCHMARK	BSE 500 TRI		
FUND MANAGERS	JAYANT MAMANIA, ARPIT SHAH & AMIT DOSHI		
FEES	FIXED	HYBRID	VARIABLE*
	2.5 %	1 %	1 %
	NIL	10 %	15 %
*Fixed fees will be reduced from performance fees			

## FINANCIAL RATIO

P/E RATIO	P/B RATIO
20.7	2.90

## WRITE TO US

info@carepms.com

## FOLLOW US –



## CAREPMS BROCHURE



## SEBI REGISTRATION NUMBER

INP000004128

## DISCLAIMERS

- \*Investment into equities are subject to market risk. Please read the disclosure document carefully before investing.
- \*Returns are not verified by SEBI

## PERFORMANCE

Period	1 Month	3 Months	6 Months	1 Year
Care PMS Growth Plus Value	0.9%	6.4%	11.4%	55.4%
BSE 500 TRI	0.8%	5.2%	17.7%	34.7%

Longer Period				
Period	3 Years	5 Years	10 years	Inception
Care PMS Growth Plus Value	24.1%	25.4%	20.1%	22.5%
BSE 500 TRI	18.1%	18.0%	15.2%	14.0%

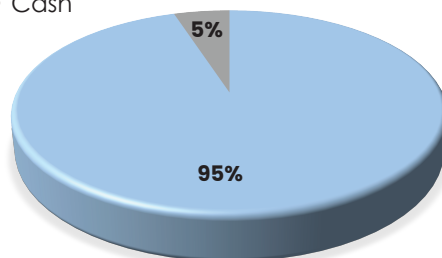
As on May 31st, 2024

## INVESTMENT CRITERIA



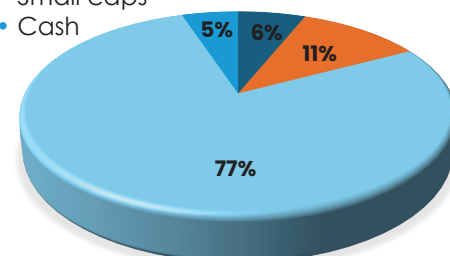
## ASSET ALLOCATION

- Equities
- Cash

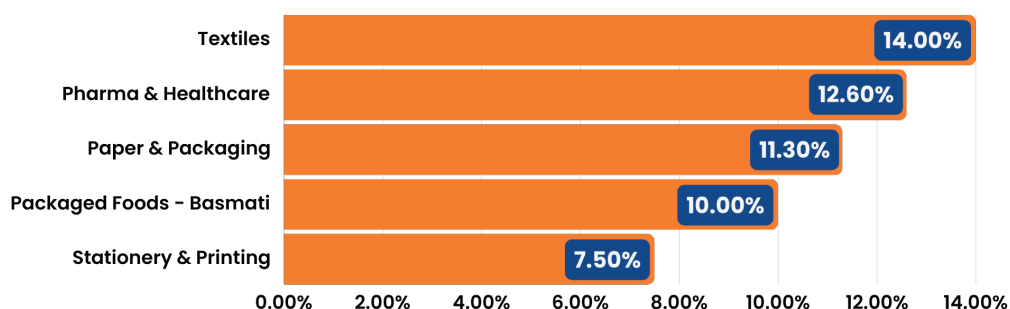


## MARKET CAP

- Large Caps
- Mid caps
- Small caps
- Cash



## TOP 5 SECTORS



## TOP 5 COMPANIES

