Care PMS Large & Midcap

Since 2020

As on February 28th, 2026

INVESTMENT OBJECTIVE

Invest in 15-20 companies with sustainable business that endure across market cycles from the universe of top 250 companies by market capitalization.

KEY FEATURES OF THE PORTFOLIO

- Investing in only listed Indian Companies
- No exposure to derivatives
- Holding period >12-15 quarters
- Blend of Growth and Value Investing
- Maximum single security exposure 12 %
- Maximum Single Sector exposure 20 %

KNOW YOUR INVESTMENT APPROACH

LAUNCH DATE	03-Jul-2020
INVESTMENT BASKET	TOP 250 COMPANIES BY MARKETCAP
TIME HORIZON	3-5 YEARS
VOLATILITY	MODERATE
PORTFOLIO CONSTRUCTION	MODEL
REPORTING	MONTHLY
SIP AVAILABLE	YES
BENCHMARK	BSE 500 TRI
FUND MANAGERS	JAYANT MAMANIA, ARPIT SHAH & AMIT DOSHI

FEES	FIXED	HYBRID
FIX FEES	2%	1 %
PERFORMANCE	NIL	5 %

FINANCIAL RATIO

P/E RATIO	P/B RATIO
25.60	6.50

WRITE TO US

connect@carepms.com

FOLLOW US –

CAREPMS BROCHURE

SEBI REGISTRATION NUMBER

INP000004128

PERFORMANCE

Period	1 Month	3 Months	6 Months	1 Year
Care PMS Large & Midcap	-0.3%	0.3%	5.9%	23%
BSE 500 TRI	0.5%	-3.1%	3.2%	17.3%

Longer Period

Period	3 Years	5 Years	10 years	Since Inception
Care PMS Large & Midcap	28.2%	20.1%	NA	22.1%
BSE 500 TRI	17.7%	14.8%	NA	20.1%

*Inception Date Care PMS Large & Midcap : 03rd July 2020

INVESTMENT CRITERIA

Business Growth | Professional Management | Strong Financials | Attractive Valuation

ASSET ALLOCATION

- Equities
- Cash

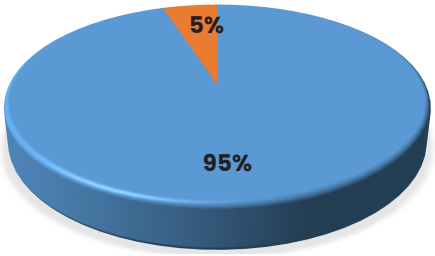

MARKET CAP

- Large Caps
- Mid Caps
- Small Caps
- Cash

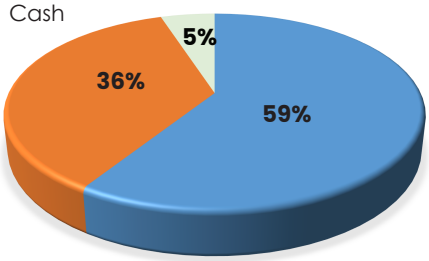

TOP 5 SECTORS

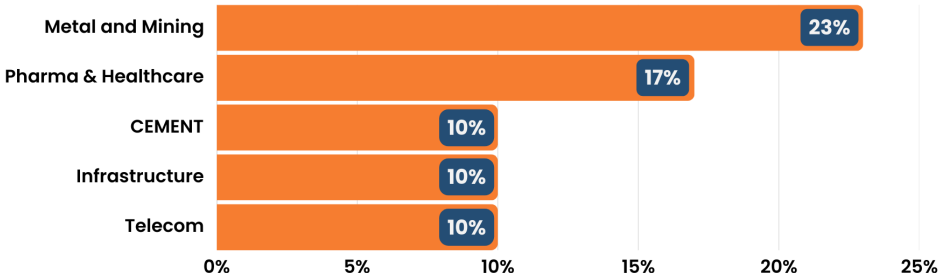

TOP 5 HOLDINGS

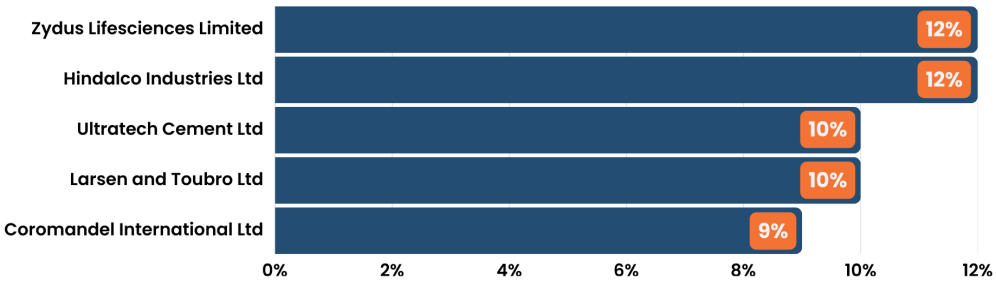

DISCLAIMERS

- *Investment into equities are subject to market risk. Please read the disclosure document carefully before investing.
- *Returns are not verfied by SEBI