

## INVESTMENT OBJECTIVE

Invest in Indian listed companies via fundamental research backed ideas to compound capital over the long-term. The Strategy involves a greater allocation towards small-cap companies exhibiting substantial business growth rates available at reasonable valuation

## KEY FEATURES OF THE PORTFOLIO

- Sector-agnostic, Bottom-up, Stock-specific portfolio.
- Holding period >15-18 quarters
- Blend of Growth and Value Investing
- Focused on multi-baggers
- 70% exposure to small-cap
- Max single stock weight 12%
- Max single sector weight 20%

## KNOW YOUR INVESTMENT APPROACH

LAUNCH DATE	19-Jul-2011	
TIME HORIZON	5-7 YEARS	
VOLATILITY	HIGHER	
PORTFOLIO CONSTRUCTION	INDIVIDUAL	
REPORTING	MONTHLY	
SIP AVAILABLE	YES	
BENCHMARK	BSE 500 TRI	
FUND MANAGERS	JAYANT MAMANIA, ARPIT SHAH & AMIT DOSHI	
FEES	FIXED	HYBRID
FIX FEES	2.5%	1 %
PERFORMANCE	NIL	10 %

## FINANCIAL RATIO

P/E RATIO	P/B RATIO
23.10	3.80

## WRITE TO US

connect@carepms.com

## FOLLOW US –



## CAREPMS BROCHURE



## SEBI REGISTRATION NUMBER

INP000004128

## DISCLAIMERS

- \*Investment into equities are subject to market risk. Please read the disclosure document carefully before investing.
- \*Returns are not verified by SEBI

## PERFORMANCE

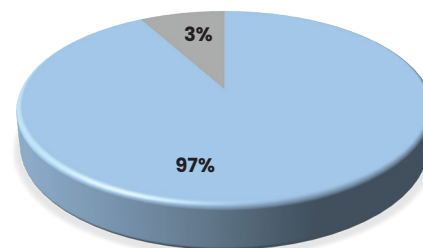
Period	1 Month	3 Months	6 Months	1 Year
Care PMS Growth Plus Value	-1.6%	-1.6%	16.3%	-10.8%
BSE 500 TRI	-1.7%	-0.9%	13.6%	-4.7%
Longer Period				
Period	3 Years	5 Years	10 years	Inception
Care PMS Growth Plus Value	17.7%	29.6%	14.7%	21%
BSE 500 TRI	14.4%	20.3%	14.3%	13.3%

## INVESTMENT CRITERIA



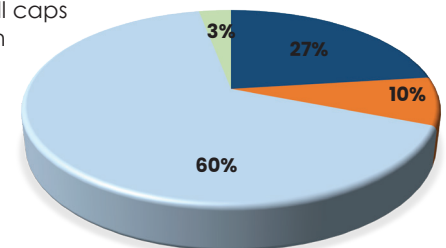
## ASSET ALLOCATION

- Equities
- Cash

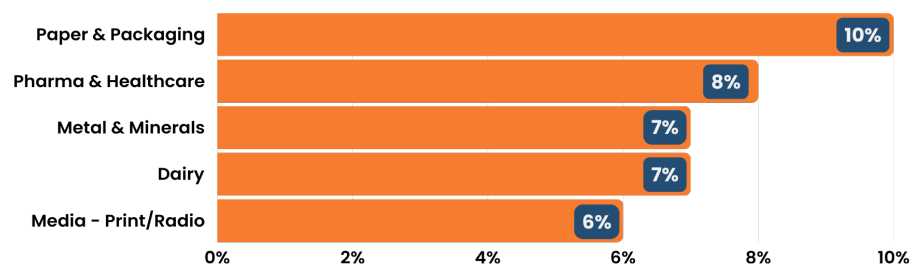


## MARKET CAP

- Large Caps
- Mid caps
- Small caps
- Cash



## TOP 5 SECTORS



## TOP 5 COMPANIES

